



»» Features

- Miniature 12A 125VAC, 10A 250VAC/30VDC PCB Relay.
- UL/CUL, CSA, TUV, VDE approved.
- 450mW and 200mW coil are available.
- Optional for high CTI 250 plastic material (E version) and VDE approved type.
- Comply with RoHS-Directive 2002/95/EC.

»» Type List

◆ Standard type

Terminal style	Contact form	Insulation system	Designation (provided with)		
			Flux tight	Sealed type	Sealed type washable
PCB terminal	1A (SPNO)	-----	307-1AH-C	307-1AH-V	307-1AH-S
		F	307-1AH-F-C	307-1AH-F-V	307-1AH-F-S

◆ High power type

PCB terminal	1A (SPNO)	-----	307H-1AC-C	307H-1AC-V	307H-1AC-S
		F	307H-1AC-F-C	307H-1AC-F-V	307H-1AC-F-S

»» Ordering Information

307 - 1A H - - C
 1 2 3 4 5 6 7

- | | |
|------------------------------------|-------------------------------|
| 1. 307 -- Basic series designation | 5. C -- Contact material AgNi |
| 2. Blank -- Standard type | H -- Contact material AgSnO |
| H -- High power type | 6. Blank -- Standard type |
| 3. Blank -- Standard type | F -- Class F |
| N -- High sensitivity type | 7. C -- Flux tight |
| 4. 1A -- Single pole normally open | V -- Sealed type |
| | S -- Sealed type washable |

»» Contact Rating

Type	307	307H
Resistive load	5A 240VAC	8A 240VAC 10A 240VAC ^(※) 12A 125VAC ^(※)

Note : 307H special version of 10A 240VAC 100K ops. can be selected.

»» Coil Rating (DC)

◆ Standard Type

Rated voltage (V)	Rated current ±10 % at 23 °C (mA)	Coil resistance ±10 % at 23 °C (Ω)	Max. continuous voltage at 70 °C (307) at 85 °C (307H)	Pick up voltage(Max) at 23 °C	Drop out voltage(Min) at 23 °C	Power consumption at rated voltage
5	90.9	55	130 % of rated voltage	75 % of rated voltage	5 % of rated voltage	approx. 0.45W
6	75	80				
9	50	180				
12	37.5	320				
18	25	720				
24	18.8	1280				

◆ High sensitivity type

Rated voltage (V)	Rated current $\pm 10\%$ at 23°C (mA)	Coil resistance $\pm 10\%$ at 23°C (Ω)	Max. continuous voltage at 70°C (307) at 85°C (307H)	Pick up voltage(Max) at 23°C	Drop out voltage(Min) at 23°C	Power consumption at rated voltage
5	40.0	125	130 % of rated voltage	80 % of rated voltage	5 % of rated voltage	approx. 0.2W
6	33.3	180				
9	22.2	405				
12	16.7	720				
18	11.1	1620				
24	8.3	2880				

» Specification

Contact material	AgNi / AgSnO alloy	
Contact resistance ⁽¹⁾	100m Ω Max. (1A/6VDC by 4 pipes m Ω meter)	
Operate time ⁽¹⁾	10ms Max.	
Release time ⁽¹⁾	5ms Max.	
Insulation resistance ⁽¹⁾	100M Ω Min. (DC 500V)	
Dielectric strength ⁽¹⁾	Between open contact	: AC 1000V, 50/60Hz 1 min.
	Between contact and coil	: AC 2500V, 50/60Hz 1 min
Vibration resistance	Operating extremes	10 ~ 50Hz , amplitude 1.0 mm
	Damage limits	10 ~ 50Hz , amplitude 1.0 mm
Shock resistance	Operating extremes	10G
	Damage limits	100G
Life expectancy	Mechanical	10,000,000 operations (frequency 18,000 operations/hr)
	Electrical	100,000 operations (※)30,000 operations (frequency 360 operations/hr)
Operating ambient temperature	307	-30 ~ +70°C (no freezing)
	307H	-40 ~ +85°C (no freezing) ⁽²⁾
Weight	Approx. 6 g	

Note : (1) initial value.

(2) special version of high temperature 105°C can be selected.

» Safety Approval

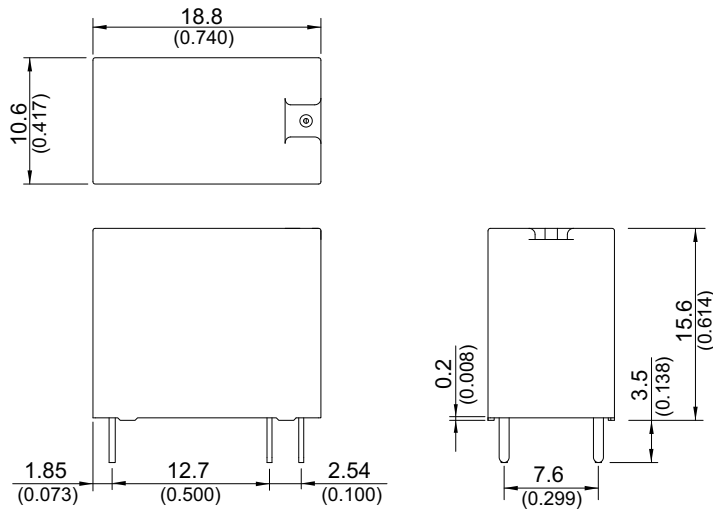
Certified	UL/CUL	TUV	VDE
	307, 307H	307	307H
File No.	E88991	R50128391	40028236

» Safety Approval Rating

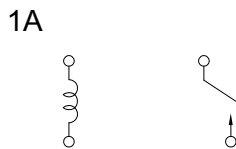
UL/CUL		TUV	VDE
307	307H	307	307H
5A 277VAC 5A 30VDC 1/4HP 125/250VAC	10A 277VAC 10A 30VDC 12A 125VAC 1/4HP 125/250VAC TV-3 (for AgSnO contact)	5A 250VAC 5A 30VDC	10A 250VAC T85 6A 240VAC T105

Note : If there is cleaning process and sealed type is selected, the vent-hole should be removed after the process.

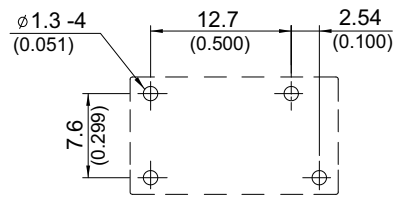
»» Outline Dimensions



»» Wiring Diagram BOTTOM VIEW



»» PC Board Layout BOTTOM VIEW



»» Engineering Data

